

**Metalia**

Porcelain

PIEDRA | PORCELÁNICO ESMALTADO  
STONE | GLAZED PORCELAIN TILES  
PIERRE | GRÉS CERAME EMAILLÉ  
STEIN | GLASIERTES FEINSTEINZEUG  
КАМЕНЬ | КЕРАМОГРАНИТ ГЛАЗУРОВАННЫЙ

60x60 cm / 23,6"x23,6"  
32x62,5 cm / 12,6"x24,6"



G8722 Giorbello Metalia Ivory 32x62,5 / 12,6"x24,6"



G8723 Giorbello Metalia Gray 32x62,5 / 12,6"x24,6"



G8704 Giorbello Metalia Dark Gray  
32x62,5 / 12,6"x24,6"



G8701 Giorbello Metalia White 60x60 / 23,6"x23,6"



# Giorbello

PIEDRA | PORCELÁNICO ESMALTADO  
STONE | GLAZED PORCELAIN TILES  
PIERRE | GRÉS CERAME EMAILLE  
STEIN | GLASIERTES FEINSTEINZEUG  
КАМЕНЬ | КЕРАМОГРАНИТ ГЛАЗУРОВАННЫЙ

Metalia  
Porcelain

60x60 cm / 23,6"x23,6"  
32x62,5 cm / 12,6"x24,6"



G8725 Giorbello Metalia Black 32x62,5 / 12,6"x24,6"



G8703 Giorbello Metalia Gray 60x60 / 23,6"x23,6"



G8021 Giorbello Metalia White 60x60 / 23,6"x23,6"

Giorbello.com



G8724 Giorbello Metalia Dark Gray 32x62,5 / 12,6"x24,6"



STONE | GLAZED PORCELAIN TILES  
PIERRE | GRES CERAME EMAILLE  
STEIN | GLASIERTES FEINSTEINZEUG  
КАМЕНЬ | КЕРАМОГРАНИТ ГЛАЗУРОВАННЫЙ

60x60 cm / 23,6"x23,6"  
32x62,5 cm / 12,6"x24,6"



G8701 Giorbello Metalia White 60x60 / 23,6"x23,6"




G8702 Giorbello Metalia Ivory 60x60 / 23,6"x23,6"



G8703 Giorbello Metalia Gray 60x60 / 23,6"x23,6"



G8704 Giorbello Metalia Dark Gray 60x60 / 23,6"x23,6"



G8705 Giorbello Metalia Black 60x60 / 23,6"x23,6"



G8721 Giorbello Metalia White 32x62,5 / 12,6"x24,6"




G8722 Giorbello Metalia Ivory 32x62,5 / 12,6"x24,6"




G8723 Giorbello Metalia Gray 32x62,5 / 12,6"x24,6"



G8724 Giorbello Metalia Dark Gray 32x62,5 / 12,6"x24,6"



G8725 Giorbello Metalia Black 32x62,5 / 12,6"x24,6"



COLOR COLOUR	FLEXIÓN BENDING ISO-10545-4	DUREZA HARDNESS MOHS/EN-101	ABRASIÓN-PEI ABRASION-PEI ISO-10545-7	CUARTEO CRAZING ISO-10545-11	RESISTENCIA AL ATAQUE QUÍMICO CHEMICAL ATTACK RESISTANCE			ISO-10545-13 ACIDOS/BASES	R. HELADA FROST RESISTANCE ISO-10545-12	DESGLIZAMIENT O SLIP RESISTANCE DIN 51130-R	DESGLIZAMIENTO SLIP RESISTANCE UNE-ENV 12633	DCOF ANSI A137.1	CLASIFICAC IÓN GROUP Giorbello
					MANCHA S STAINS	AG. LIMPIEZA CLEANING AG.	ADIT. PISCINAS POOL ADDIT.						
Metalia White	≥ 35	6	IV	CUMPLE	5	A	A	LA/HA	CUMPLE	R-10	C1	0,42 ± DCOF < 0,60	D
Metalia Ivory	≥ 35	6	-	CUMPLE	5	A	A	LA/HA	CUMPLE	R-10	-	-	W
Metalia Gray	≥ 35	6	IV	CUMPLE	5	A	A	LA/HA	CUMPLE	R-10	C1	0,42 ± DCOF < 0,60	D
Metalia Dark Gray	≥ 35	6	-	CUMPLE	5	A	A	LA/HA	CUMPLE	R-10	-	-	W
Metalia Black	≥ 35	6	IV	CUMPLE	5	A	A	LA/HA	CUMPLE	R-10	C1	0,42 ± DCOF < 0,60	D

CARACTERÍSTICAS TÉCNICAS  
TECHNICAL DATA  
CARACTÉRISTIQUES TECHNIQUES  
TECHNISCHE CHARAKTERISTIKEN  
ТЕХНИЧЕСКАЯ ХАРАКТЕРИСТИКА

DESARROLLO GRÁFICO  
GRAPHIC DEVELOPMENT  
DÉVELOPPEMENT GRAPHIQUE  
GRAFISCHE VIELFALT  
ГРАФИЧЕСКОЕ РАЗВИТИЕ

60x60 / 16 patterns

32x62,5 / 20 patterns

PACKING LIST

FORMATO SIZE	ESPEJOR THICKNESS	ARTÍCULO ARTICLE	PZS / CJ PCS / BOX	M2 / CJ SQM / BOX	CJ / PAL BOX / PAL	M2 / PAL SQM / PAL	KG / PZA KG / PIECE	KG / CJ KG / BOX	KG / M2 KG / SQM	KG / PAL KG / PAL
60x60	9.5	Metalia	3	1.08	40	43.2	7.2	22.0	20.4	881
32x62.5	9.0	Metalia	5	1	48	48	3.9	19.9	19.9	955