

GEOLOGY

Porcelain

PIEDRA | PORCELÁNICO ESMALTADO
STONE | GLAZED PORCELAIN TILES
PIERRE | GRES CERAME EMAILLÉ
STEIN | GLASIERTES FEINSTEINZEUG
КАМЕНЬ | КЕРАМОГРАНИТ ГЛАЗУРОВАННЫЙ

60x60 cm / 23.62"x23.62"
60x120 cm / 23.62"x47.24"



G8401 Geology Salvia 60x60 cm / 23.62"x23.62" · G8409 Geology Deco Salvia 60x120 cm / 23.62"x47.24"



G8404 Geology Beige 60x60 cm / 23.62"x23.62" · G8410 Geology Deco Terrocotta 60x120 cm / 23.62"x47.24"




G8403 Geology Terrocotta 60x60 cm / 23.62"x23.62" ·
G8404 Geology Beige 60x60 cm / 23.62"x23.62" ·
G8411 Geology Deco Beige 60x120 cm / 23.62"x47.24"




G8401 Geology Salvia 60x60 cm / 23.62"x23.62"

PIEDRA | PORCELÁNICO ESMALTADO
STONE | GLAZED PORCELAIN TILES
PIERRE | GRES CERAME EMAILLÉ
STEIN | GLASIERTES FEINSTEINZEUG
КАМЕНЬ | КЕРАМОГРАНИТ ГЛАЗУРОВАННЫЙ


60x60 cm / 23.62"x23.62"
60x120 cm / 23.62"x47.24"




G8401 Geology Salvia
60x60 cm / 23.62"x23.62"



G8409 Geology Deco Salvia
60x120 cm / 23.62"x47.24"



G8403 Geology Terrocotta
60x60 cm / 23.62"x23.62"




G8410 Geology Deco Terrocotta
60x120 cm / 23.62"x47.24"



G8404 Geology Beige
60x60 cm / 23.62"x23.62"



G8411 Geology Deco Beige
60x120 cm / 23.62"x47.24"



CARACTERÍSTICAS TÉCNICAS
TECHNICAL DATA
CARACTÉRISTIQUES TECHNIQUES
TECHNISCHE CHARAKTERISTIKEN
ТЕХНИЧЕСКАЯ ХАРАКТЕРИСТИКА

COLOR COLOUR	FLEXIÓN BENDING ISO-10545-4	DUREZA HARDNESS MOHS/EN-101	ABRASIÓN-PEI ABRASION-PEI ISO-10545-7	CUARTEO CRAZING ISO-10545-11	RESISTENCIA AL ATAQUE QUÍMICO CHEMICAL ATTACK RESISTANCE			ISO-10545-13 ÁCIDOS/BASES ACIDS/BASES	R. HELADA FROST RESISTANCE ISO-10545-12	DESIZAMIENTO SLIP RESISTANCE DIN 51130-R	DESIZAMIENTO SLIP RESISTANCE UNE-EN 12833	DCOF ANSI A137.1	CLASIFICACIÓN GROUP GIORBELLO
					MANCHAS STAINS	AG. LIMPIEZA CLEANING AG.	ADIT. PISCINAS POOL ADDIT.						
GEOLOGY SALVIA	≥ 35	5	III	CUMPLE	5	A	A	LA/HA	CUMPLE	R10	C1	≥0.42	W
GEOLOGY TERROCOTTA	≥ 35	5	III	CUMPLE	5	A	A	LA/HA	CUMPLE	R10	C1	≥0.42	W
GEOLOGY BEIGE	≥ 35	5	V	CUMPLE	5	A	A	LA/HA	CUMPLE	R10	C1	≥0.42	W

DESARROLLO GRÁFICO
GRAPHIC DEVELOPMENT
DÉVELOPPEMENT GRAPHIQUE
GRAFISCHE VIELFALT
ГРАФИЧЕСКОЕ РАЗВИТИЕ

60x60 cm / 20 patterns - 60x120 cm / 10 patterns

PACKING LIST

FORMATO SIZE	ESPESOR THICKNESS	ARTÍCULO ARTICLE	PZS / C/J PCS / BOX	FT2 / C/J SQFT / BOX	CJ / PAL BOX / PAL	FT2 / PAL SQFT / PAL	LBS / PZA LBS / PIECE	LBS / C/J LBS / BOX	LBS / FT2 LBS / SQFT	LBS / PAL
60x60	8.0	GEOLOGY	5	19.38	5	96.9	13.78	68.89	3.55	344.45
60x120	9.5	GEOLOGY	2	15.50	/	/	33.62	67.24	4.34	/